



# 2008-2009 GMT Quarterly Report for District (or Undistricted) **District 29 L**



GMT: **STEVEN D SHERER**

Location: **WEST VIRGINIA**

GMT CA: **1 & 2**

## CLUBS

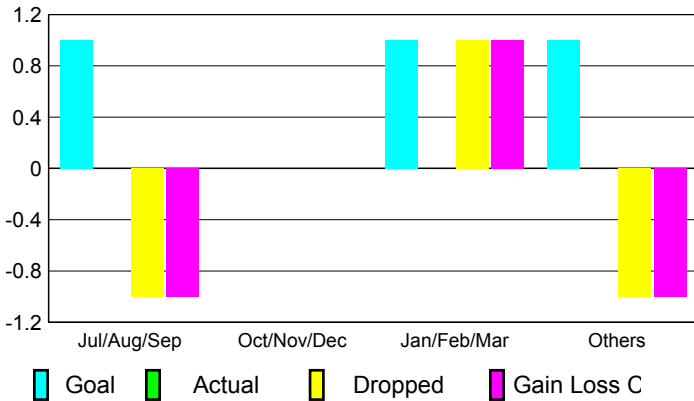
### Club Results 2008-2009

### Clubs 2007-2008

Month	New Club Goal	Actual New Clubs	Actual Dropped Clubs	Gain/Loss of Clubs	Gain/Loss of Clubs
Jul/Aug/Sep	1	0	-1	-1	0
Oct/Nov/Dec	0	0	0	0	0
Jan/Feb/Mar	1	0	1	1	0
Apr/May/June	1	0	-1	-1	1
<b>Totals</b>	<b>3</b>	<b>0</b>	<b>-1</b>	<b>-1</b>	<b>1</b>

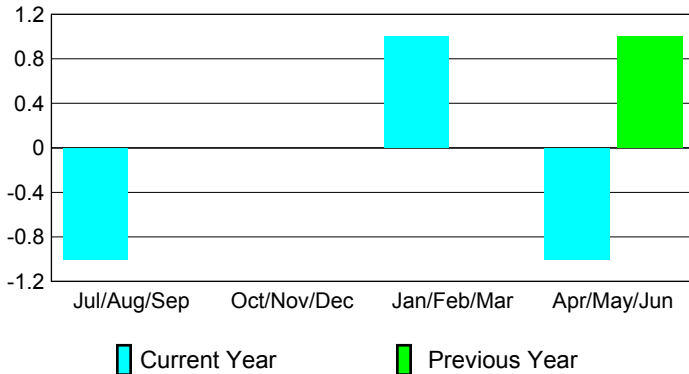
### Club Results 2008-2009

Goal, New, Dropped, Gain/Loss



### Comparison of Club Gain/Loss

Current Year Compared to the Previous Year



### YTD Status Quo Clubs 2008-2009

Status Quo Clubs Compared to Status Quo Members



## MEMBERSHIP

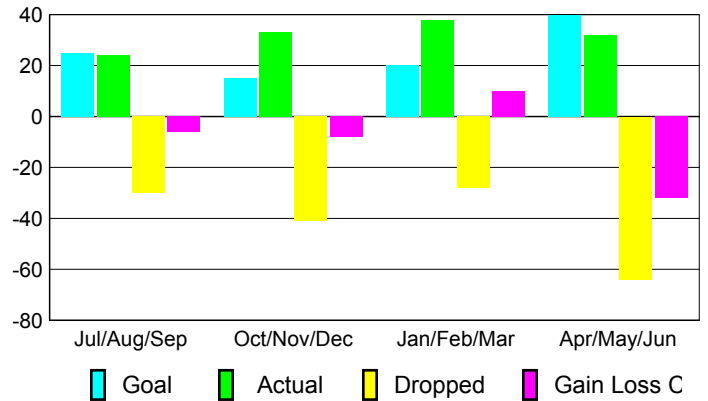
### Membership Results 2008-2009

### Membership 2007-2008

Month	Net Memb Goal	Actual New Memb	Actual Dropped Memb	Gain/Loss of Memb	Gain/Loss of Memb
Jul/Aug/Sep	25	24	-30	-6	8
Oct/Nov/Dec	15	33	-41	-8	12
Jan/Feb/Mar	20	38	-28	10	1
Apr/May/June	40	32	-64	-32	5
<b>Totals</b>	<b>100</b>	<b>127</b>	<b>-163</b>	<b>-36</b>	<b>26</b>

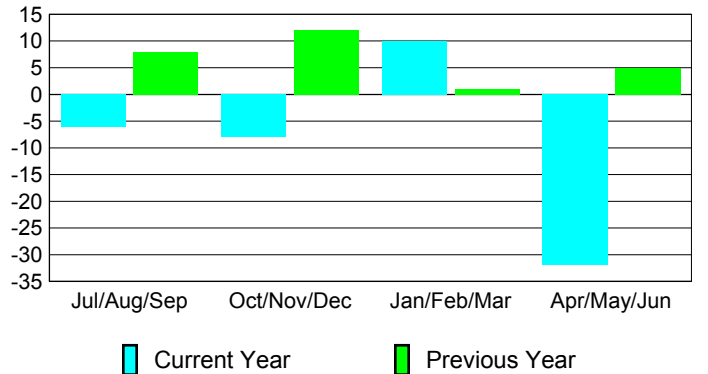
### Membership Results 2008-2009

Goal, New, Dropped, Gain/Loss

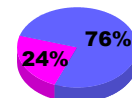


### Comparison of Membership Gain/Loss

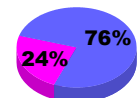
Current Year Compared to the Previous Year



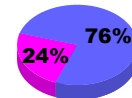
### Gender Comparison 2008-2009



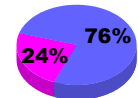
Jul/Aug/Sep



Oct/Nov/Dec



Jan/Feb/Mar



Apr/May/June

Male

Female